




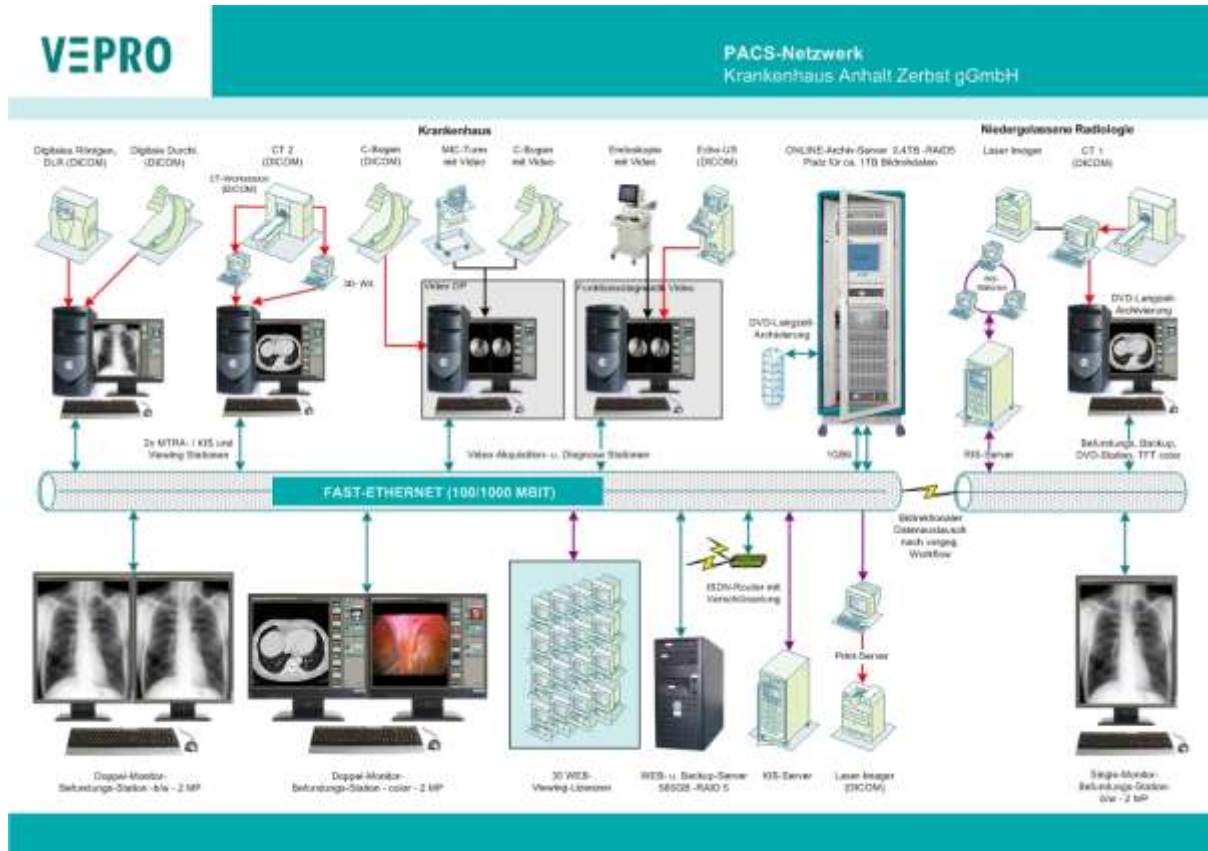


Hospital/Institution Name:	Krankenhaus Anhalt-Zerbst gGmbH		
City/Country:	Zerbst	Germany	
Contact Persons (Phone, E-Mail):	Herr Zellmansky	 +49 (0) 3923 739 - 0	
	Herr Dr. Zander (NL Rad.)	 +49 (0) 3923 739 - 0	
Consultant (Address, Phone, E-Mail):			
Connected Modalities DICOM:	2 x CT, 1 x DLR, 1 x DD, 1 x C-ARM		
Connected Modalities ANALOG:	2 x MIC, 1 x C-ARM		
Installation date:	May 2004		
Investment Volume ca.:	80.000 € - 120.000 €		
Patients per day:	GB per day: 90	0,9 GB	
Server size:	TB per year: 0,4 TB	0,2 TB	
Number of Diagnosis Stations:	8		
HIS/RIS Integration with Vendor:	PACS interface to KIS (medico//s) and RIS (WRad)		
Telecommunication with:	In house communication with practice radiology		
Special Applications or Integrations:	Clinic wide image distribution via DICOM from the start PACS server with online RAID 0,4 TB Redundant backup server incl. image distribution All modalities with DICOM worklist – interface Installation time: four weeks during rotate clinic-work-day		





Innere



Einfahrt zur Klinik