
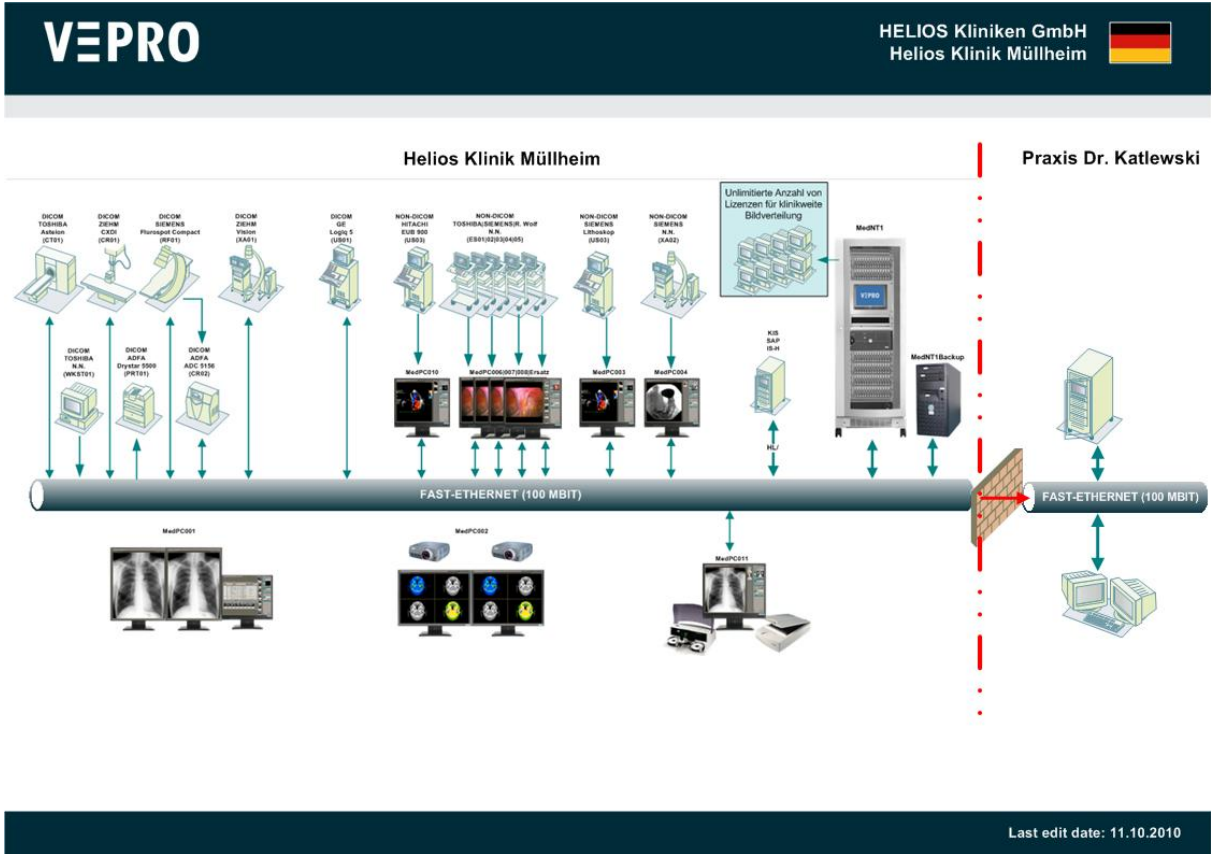
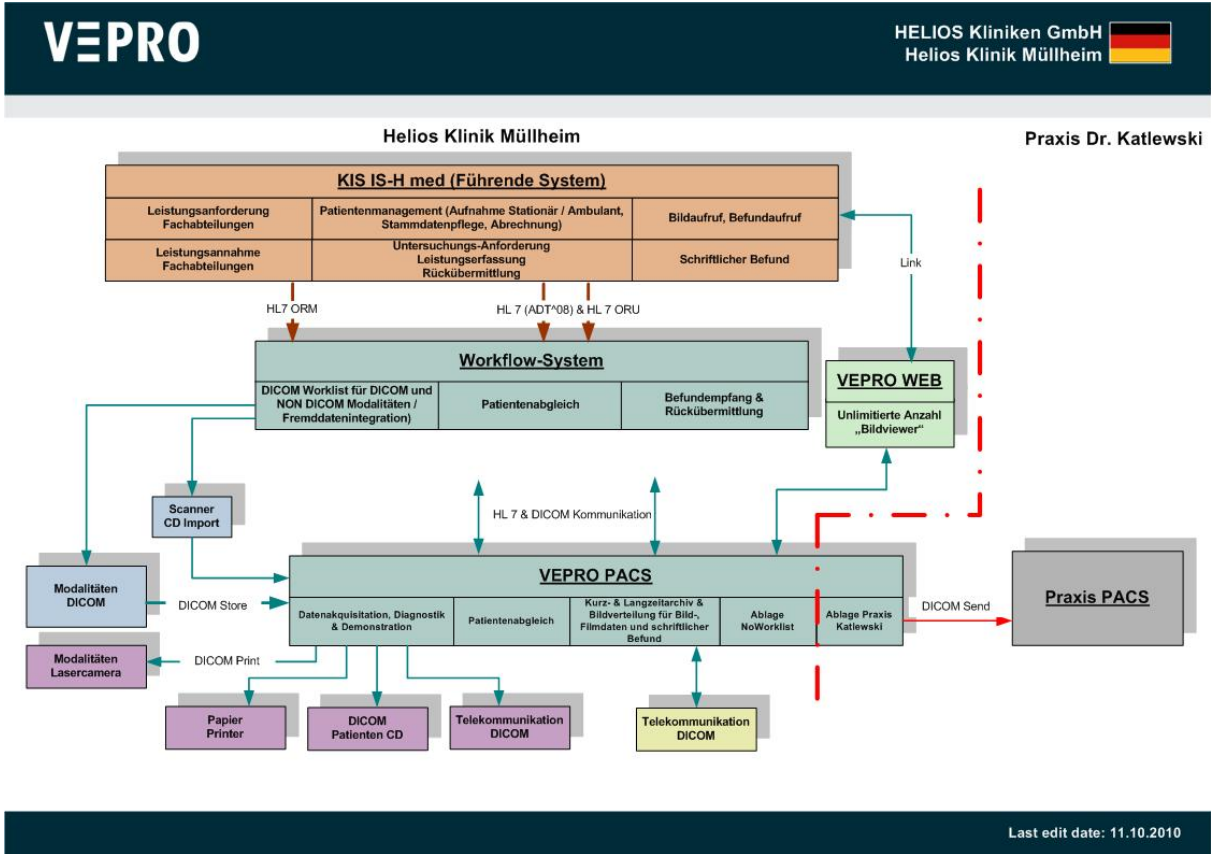


<b>Hospital/Institution Name:</b>	HELIOS Klinikum Müllheim		
<b>City/Country:</b>	Müllheim im Breisgau	Germany	
<b>Contact Persons (Phone, E-Mail):</b>	Mr. Achim Müller-Lazarewski	+49 7631 88 4310	
			✉ achim.mueller-lazarewski@helios-kliniken.de
<b>Consultant (Address, Phone, E-Mail):</b>			
<b>Connected Modalities DICOM:</b>	1 x CT, 1x X-Ray, 1 x CR, 1 x DR, /Fluoro, 1 x US, Lasercamera		
<b>Connected Modalities ANALOG:</b>	2 x US, 6 x Video-Endoscopie,		
<b>Installation date:</b>	04.2005, Software refersh & VIS: 07.2010		
<b>Investment Volume ca.:</b>	290.000 € - 330.000 €		
<b>Patients per day:</b>	<b>GB per day:</b>	250	5,5 GB
<b>Server size:</b>	<b>TB per year:</b>	3 TB	1,4 TB
<b>Number of Diagnosis Stations:</b>	10		
<b>HIS/RIS Integration with Vendor:</b>	HIS IS-H med		
<b>Telecommunication with:</b>	HELIOS		
<b>Special Applications or Integrations:</b>	Integration of practise Interface from HIS to VEPRO Workflowmanager, all modality integradet DICOM Worklist, scheduling & X-Ray book,		



Last edit date: 11.10.2010

Network – Technical Diagram

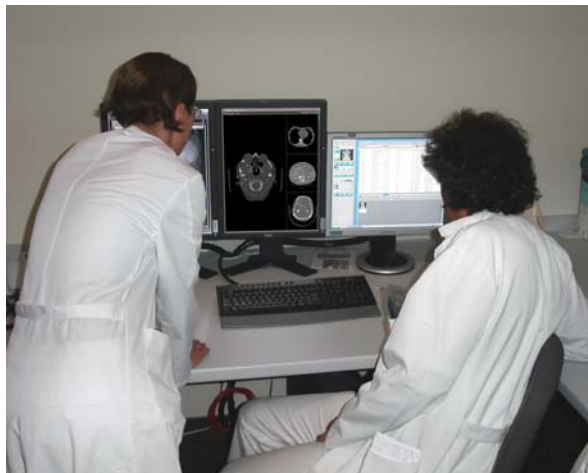




HELIOS Hospital house warming



Hospital reception



Diagnose Station with doctors



Presentations room



Operations room



Endoscopies