
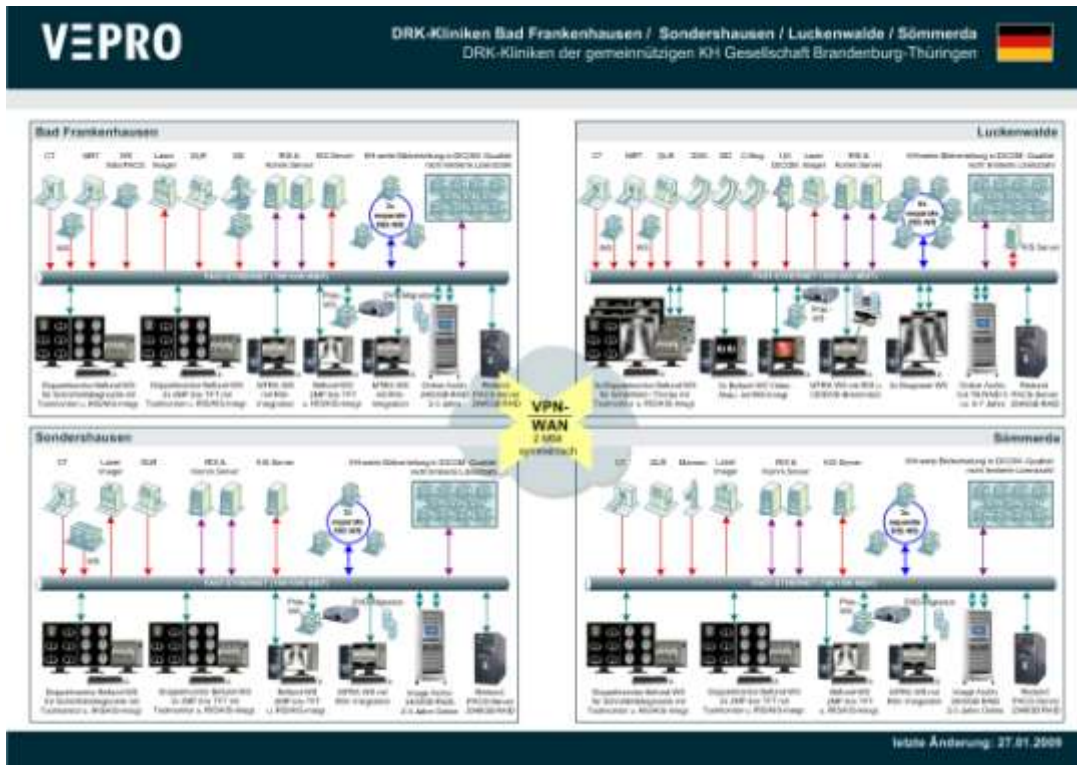
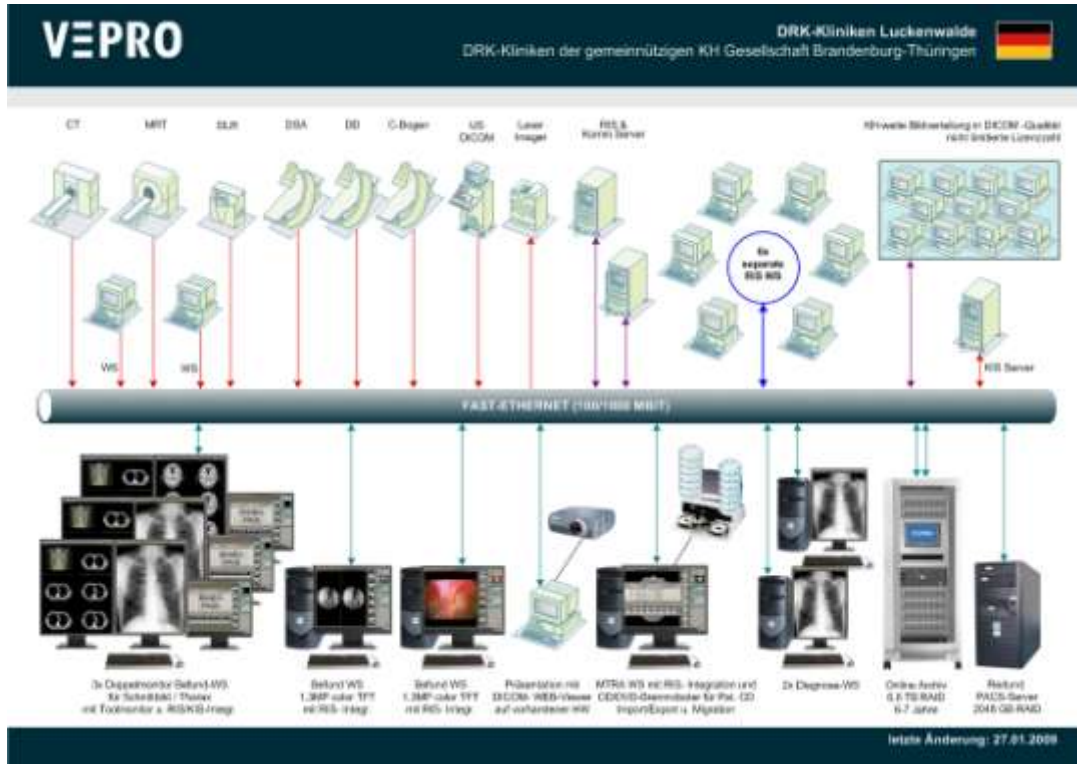


<b>Hospital/Institution Name:</b>	<b>DRK Krankenhaus Luckenwalde</b>		
<b>City/Country:</b>	Luckenwalde	Germany	
<b>Contact Persons (Phone, E-Mail):</b>	Herr CA Dr. Schenke (Radiologie)	+49 (0) 3371 699 - 321	
			✉ detlef.schenke@kh-luckenwalde.de
<b>Contact Persons (Phone, E-Mail):</b>	Herr Buttenberg (EDV)	+49 (0) 3371 699 - 0	
			✉ alexander.buttenberg@kh-luckenwalde.de
<b>Connected Modalities DICOM:</b>	1x CT, 1x MRT, 1x DLR, 1x DSA (i.V.m. LHK), 1x Durchleuchtung, 1x C-Bogen, 1x US, 1x Laserimager, 2x WS		
<b>Connected Modalities ANALOG:</b>			
<b>Installation date:</b>	Dezember 2006		
<b>Investment Volume ca.:</b>	110.000 € – 180.000 €		
<b>Patients per day:</b>	<b>GB per day:</b>	240	5 GB
<b>Server size:</b>	<b>TB per year:</b>	6,6 TB	1,3 TB
<b>Number of Diagnosis Stations:</b>	7		
<b>HIS/RIS Integration with Vendor:</b>	PACS Interface to RIS (Medavis)		
<b>Telecommunication with:</b>	3x Clinics (VPN-WAN 2 MBit symmetric), KH Belgig		
<b>Special Applications or Integrations:</b>	Permanent data distribution between 4 clinics – with VPN security Clinic wide image distribution via DICOM from the start PACS server with online RAID 2,4 TB and lossless compression 2:1 Redundant cluster server All modalities with DICOM worklist – interface Installation time: two weeks during rotate clinic-work-day		





DRK – Krankenhaus – Luckenwalde



Anmeldung



CA Dr. Schenke beim Befunddiktat



OÄ diktiert an ihrer 3fach-Monitor-Befund-WS



MTRA an admin. WS für Pat.CD Import/Export, Migration, Telekommunikation

MTRA – WS (am MR)



MTRA – WS (im Schaltraum)



Demoraum mit WEB – WS und Beamer



MTRA – WS (am CT)

eine der WEB – WS

